

Scaled data based on original data using
LM-79-08 Approved Method: Electrical and Photometric Measurements of Solid-
State Lighting Products

Test Report Prepared for
Cooper Lighting Solutions
(formerly Eaton)

Brand: McGRAW-EDISON

Report Number: P228350

Luminaire Tested: **ISS-AF-600-LED-E1-SL4**

Issue Date: 3/3/2020

Test Information

Test Method: LM-79-08
Report Number: P228350
TEST IS SCALED FROM IESNA LM-79-08 TEST DATA (P29763)
Test Lab: INNOVATION CENTER-P2
Issue Date: 3/3/2020
Manufacturer: COOPER LIGHTING SOLUTIONS (FORMERLY EATON)
Product Line: MCGRAW-EDISON
Catalog Number: ISS-AF-600-LED-E1-SL4
Description: IMPACT ELITE LED QUATER SPHERE LUMINAIRE
LIGHT SQUARE WITH ACCULED OPTICS-TYPE IV W/SPILL CONTROL
Light Source: (16) 4000K CCT, 70 CRI LEDs
Ballast/Driver: ELECTRONIC DRIVER

Summary

Lumens per Lamp: N/A
Luminaire Lumens: 3535.3 lumens
Efficiency: N/A
Efficacy: 104.9 lumens/watt
Luminous Opening: Rectangular (W 0.5' x L: 0.5' x H: 0')
IES Classification: Type IV - Short - Non-Cutoff
BUG Rating: B1 - U0 - G1

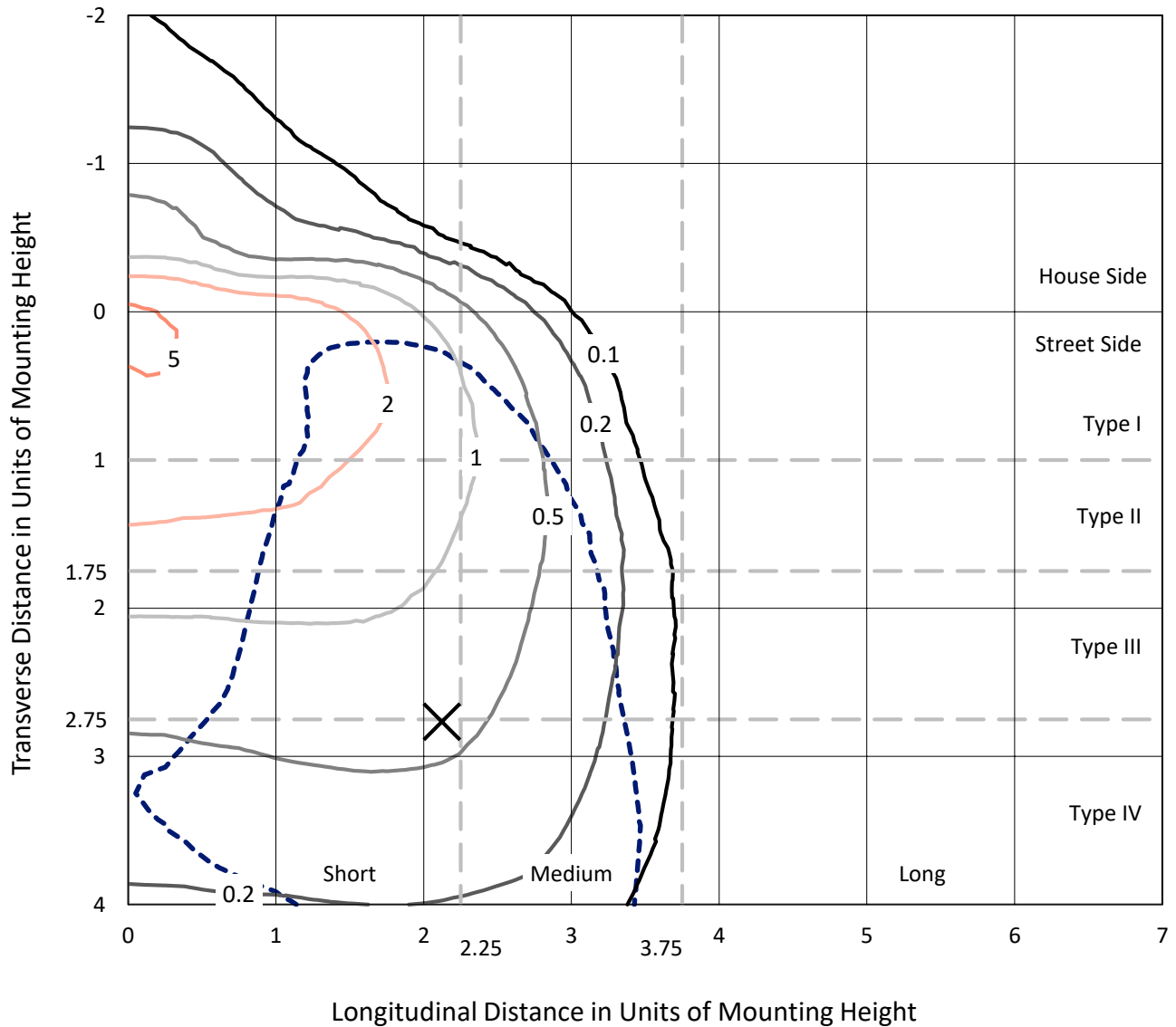
Input Watts (W): 33.7
Input Voltage (V): 120
Input Current (Ain): NR
Voltage Rise (V): NR
Power Factor: NR
Total Harmonic Distortion (THDi): NR
Frequency (hertz): 60
Stabilization Time: NR
Operation Time: NR
Ambient Temperature (°C): NR
Test Distance: 25 FT



REPORT NUMBER: P228350
 CATALOG NUMBER: ISS-AF-600-LED-E1-SL4

Iso-Footcandle Lines of Horizontal Illumination

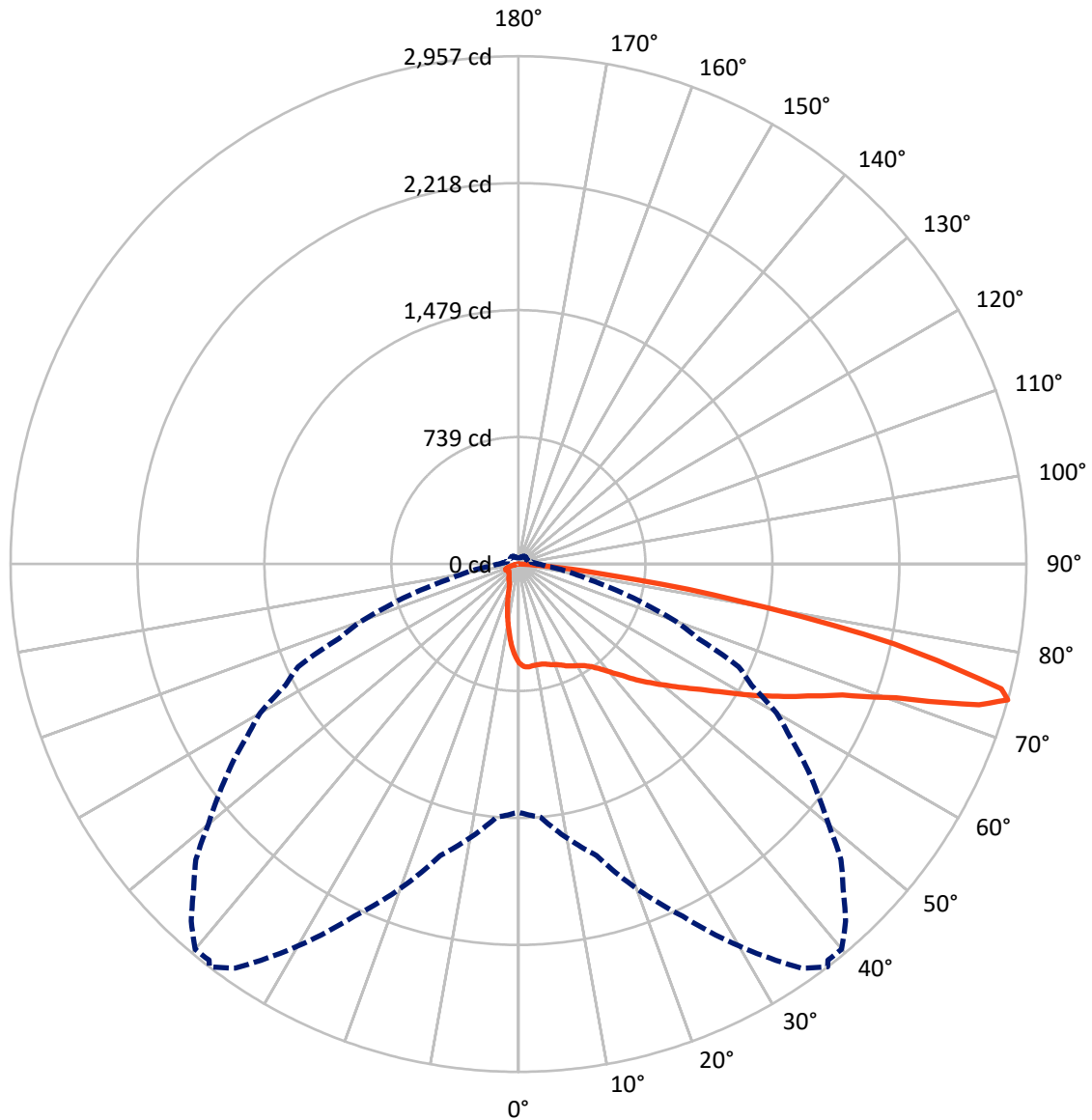
× Max cd
 - - - 1/2 Max cd



Based on 10 foot mounting height. Maximum calculated value = 6.1 fc
 Type IV - Short - Non-Cutoff

REPORT NUMBER: P228350
CATALOG NUMBER: ISS-AF-600-LED-E1-SL4

Luminous Intensity Polar Plot



— Vertical Plane Through 37.5-Deg Lateral - - - Horizontal Cone Through 74-Deg Vertical

REPORT NUMBER: P228350

CATALOG NUMBER: ISS-AF-600-LED-E1-SL4

FLUX DISTRIBUTION:

		Downward	Upward	Total
House Side	Lumens	419.2	0.0	419.2
	% Fixture	11.9	0.0	11.9
Street Side	Lumens	3116.1	0.0	3116.1
	% Fixture	88.1	0.0	88.1
Total	Lumens	3535.3	0.0	3535.3
	% Fixture	100.0	0.0	100.0

Coefficient of Utilization

ZONAL LUMENS:

Zone	Lumens	% Fixture
0°-10°	50.2	1.4
10°-20°	127.9	3.6
20°-30°	198.3	5.6
30°-40°	294.1	8.3
40°-50°	452.4	12.8
50°-60°	668.7	18.9
60°-70°	891.4	25.2
70°-80°	769.4	21.8
80°-90°	82.8	2.3
90°-100°	0.0	0.0
100°-110°	0.0	0.0
110°-120°	0.0	0.0
120°-130°	0.0	0.0
130°-140°	0.0	0.0
140°-150°	0.0	0.0
150°-160°	0.0	0.0
160°-170°	0.0	0.0
170°-180°	0.0	0.0
0°-90°	3535.3	100.0
0°-180°	3535.3	100.0



REPORT NUMBER: P228350

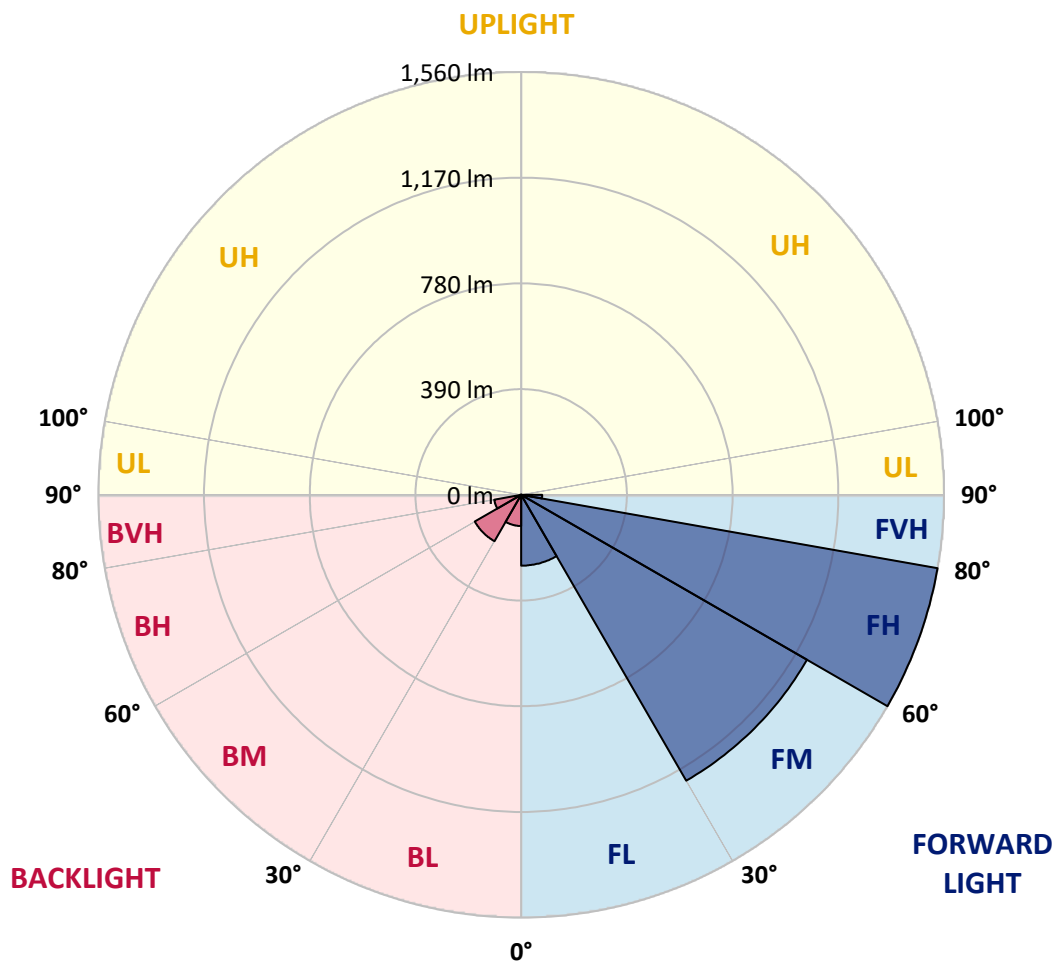
CATALOG NUMBER: ISS-AF-600-LED-E1-SL4

LUMINAIRE CLASSIFICATION SYSTEM LUMEN TABLE AND BUG RATING:

Zone	Lumens	% Fixture	Zone Rating/Lumen Limit		
			B	U	G
FL (0°-30°)	261.4	7.4			
FM (30°-60°)	1217.6	34.4			
FH (60°-80°)	1559.8	44.1			G1/1800
FVH (80°-90°)	77.3	2.2			G1/100
BL (0°-30°)	115.1	3.3	B1/500		
BM (30°-60°)	197.6	5.6	B0/220		
BH (60°-80°)	101.1	2.9	B0/110		G0/110
BVH (80°-90°)	5.4	0.2			G0/10
UL (90°-100°)	0.0	0.0		U0/0	
UH (100°-180°)	0.0	0.0		U0/0	

BUG Rating: B1-U0-G1

Type IV Short





REPORT NUMBER: P228350

CATALOG NUMBER: ISS-AF-600-LED-E1-SL4

CANDELA DISTRIBUTION (FULL):

	0°	5°	15°	25°	35°	37.5°	38°	40°	42.5°	45°	47.5°
0°	576.9	576.9	576.9	576.9	576.9	576.9	576.9	576.9	576.9	576.9	576.9
2.5°	609.9	608.6	606.0	604.7	602.0	598.0	602.0	596.7	594.0	596.7	591.5
5°	620.5	619.2	616.5	611.2	608.6	602.0	606.0	599.3	598.0	600.7	594.0
7.5°	621.7	619.2	615.2	608.6	606.0	598.0	600.7	592.8	590.1	592.8	588.8
10°	617.9	616.5	612.5	602.0	599.3	596.7	595.4	590.1	588.8	587.5	586.2
12.5°	611.2	611.2	608.6	604.7	603.3	598.0	599.3	594.0	595.4	592.8	590.1
15°	608.6	607.2	609.9	612.5	612.5	604.7	609.9	606.0	603.3	604.7	600.7
17.5°	606.0	607.2	616.5	621.7	624.4	616.5	624.4	616.5	611.2	617.9	611.2
20°	604.7	608.6	624.4	636.3	637.6	624.4	637.6	624.4	624.4	632.4	620.5
22.5°	611.2	617.9	640.3	653.5	656.1	638.9	654.8	637.6	637.6	644.3	632.4
25°	632.4	638.9	664.0	678.5	676.0	657.5	672.0	654.8	653.5	661.4	645.6
27.5°	660.1	669.3	693.0	706.2	697.0	672.0	693.0	668.0	668.0	679.9	658.8
30°	699.7	706.2	727.4	728.8	716.9	686.5	710.2	682.5	678.5	699.7	673.3
32.5°	743.3	748.5	764.3	755.1	738.0	706.2	734.0	701.0	699.7	722.1	691.7
35°	789.4	794.7	800.0	784.2	768.3	734.0	764.3	731.4	730.1	755.1	726.1
37.5°	837.0	837.0	837.0	818.5	807.9	774.9	802.6	776.2	773.7	800.0	772.3
40°	875.2	877.9	873.9	856.8	851.5	827.8	851.5	827.8	831.7	855.5	833.0
42.5°	906.9	909.6	910.9	896.4	901.6	888.4	906.9	889.8	891.1	917.5	904.3
45°	938.7	937.3	947.9	943.9	959.7	961.1	971.6	965.1	967.7	987.5	983.5
47.5°	971.6	965.1	976.9	994.1	1023.2	1032.4	1039.0	1041.6	1052.2	1061.4	1070.6
50°	1003.3	996.8	1004.6	1042.9	1089.1	1109.0	1110.2	1123.4	1135.4	1148.6	1167.0
52.5°	1036.4	1031.0	1039.0	1093.1	1167.0	1194.7	1190.8	1213.2	1230.4	1244.9	1275.3
55°	1070.6	1065.4	1073.3	1153.8	1250.1	1288.5	1284.5	1316.2	1349.2	1354.5	1388.8
57.5°	1103.7	1097.0	1119.5	1225.1	1349.2	1407.3	1388.8	1437.7	1469.4	1466.7	1514.2
60°	1139.3	1134.0	1169.6	1312.2	1473.3	1548.5	1520.8	1585.5	1608.0	1598.7	1643.6
62.5°	1173.6	1172.3	1231.7	1413.9	1623.8	1696.4	1671.3	1728.1	1743.9	1732.1	1754.5
65°	1205.3	1213.2	1299.0	1515.5	1769.0	1852.2	1817.9	1874.7	1893.1	1883.9	1922.1
67.5°	1258.1	1267.3	1382.2	1644.9	1948.5	2034.3	2005.3	2064.7	2092.4	2089.8	2132.0
70°	1336.0	1353.2	1505.0	1828.4	2221.8	2331.4	2315.6	2388.2	2455.5	2450.2	2492.4
72.5°	1471.9	1499.6	1707.0	2113.5	2670.7	2804.0	2785.5	2826.4	2814.5	2718.2	2640.3
74°	1445.5	1479.9	1757.1	2262.8	2872.7	2957.1	2926.8	2928.1	2819.9	2673.3	2547.9
75°	1349.2	1384.9	1684.5	2244.3	2858.1	2904.4	2860.8	2806.7	2675.9	2526.8	2372.3
77.5°	925.5	971.6	1238.3	1812.6	2301.0	2237.7	2227.1	2124.2	1951.2	1783.5	1585.5
80°	473.9	507.0	640.3	947.9	1365.0	1301.7	1322.8	1239.6	1095.7	974.3	772.3
82.5°	113.5	121.4	188.7	367.0	591.5	541.2	549.2	485.8	402.6	328.7	254.8
85°	59.4	67.3	92.4	101.7	155.8	161.0	157.1	151.8	124.1	104.3	91.0
87.5°	0.0	0.0	0.0	2.7	1.3	0.0	1.3	0.0	0.0	1.3	2.7
90°	0.0	0.0	0.0	0.0	0.0	0.0	0.0	0.0	0.0	0.0	0.0



REPORT NUMBER: P228350

CATALOG NUMBER: ISS-AF-600-LED-E1-SL4

CANDELA DISTRIBUTION (continued):

	50°	52.5°	55°	57.5°	60°	62.5°	65°	67.5°	70°	72.5°	75°
0°	576.9	576.9	576.9	576.9	576.9	576.9	576.9	576.9	576.9	576.9	576.9
2.5°	595.4	592.8	595.4	587.5	591.5	584.8	587.5	580.8	583.5	578.3	579.5
5°	598.0	591.5	595.4	588.8	590.1	584.8	583.5	580.8	579.5	575.6	573.0
7.5°	591.5	586.2	584.8	582.2	578.3	579.5	574.3	573.0	569.0	569.0	561.1
10°	584.8	586.2	578.3	580.8	574.3	575.6	566.3	569.0	562.4	567.6	555.8
12.5°	590.1	591.5	584.8	588.8	576.9	579.5	571.6	575.6	566.3	573.0	558.4
15°	602.0	600.7	598.0	598.0	586.2	591.5	582.2	584.8	575.6	583.5	567.6
17.5°	612.5	611.2	607.2	606.0	598.0	599.3	590.1	595.4	584.8	591.5	575.6
20°	624.4	617.9	616.5	615.2	606.0	606.0	599.3	602.0	591.5	599.3	580.8
22.5°	633.7	628.4	627.1	621.7	615.2	617.9	608.6	609.9	599.3	607.2	591.5
25°	648.2	641.6	641.6	633.7	629.7	628.4	623.1	627.1	616.5	621.7	607.2
27.5°	668.0	653.5	658.8	650.8	648.2	646.9	644.3	646.9	638.9	642.9	628.4
30°	686.5	668.0	676.0	665.3	670.6	665.3	669.3	665.3	665.3	665.3	658.8
32.5°	711.6	689.2	704.9	689.2	699.7	691.7	704.9	697.0	702.4	701.0	698.4
35°	747.2	720.8	743.3	722.1	740.6	730.1	748.5	744.6	755.1	749.8	755.1
37.5°	794.7	767.0	793.4	773.7	796.1	780.2	806.6	803.9	826.4	818.5	826.4
40°	854.2	834.3	854.2	839.6	863.4	856.8	884.5	885.9	910.9	906.9	916.2
42.5°	920.1	905.6	925.5	917.5	941.3	946.5	978.2	986.1	1010.0	1016.5	1017.8
45°	991.4	988.8	1004.6	1012.5	1036.4	1052.2	1079.9	1099.7	1126.1	1140.6	1137.9
47.5°	1074.6	1085.1	1095.7	1115.5	1136.7	1169.6	1197.4	1222.4	1252.8	1262.1	1266.0
50°	1168.3	1186.8	1196.0	1223.8	1244.9	1285.8	1324.1	1355.8	1388.8	1384.9	1387.5
52.5°	1267.3	1291.1	1304.4	1337.3	1365.0	1412.6	1445.5	1475.9	1516.8	1506.3	1502.3
55°	1376.9	1412.6	1423.1	1460.1	1483.9	1532.7	1561.7	1614.5	1631.7	1621.2	1598.7
57.5°	1493.1	1535.3	1547.2	1597.3	1609.3	1662.1	1687.2	1722.9	1737.3	1720.2	1691.1
60°	1625.2	1663.4	1672.6	1717.5	1733.4	1782.2	1800.7	1832.4	1842.9	1800.7	1759.8
62.5°	1757.1	1796.7	1802.0	1841.6	1857.5	1899.7	1920.8	1939.3	1934.0	1872.0	1820.5
65°	1907.6	1946.0	1959.2	1998.7	2008.0	2039.7	2056.8	2035.7	2023.8	1930.1	1872.0
67.5°	2146.6	2187.5	2192.8	2202.0	2200.7	2184.8	2176.9	2104.3	2051.5	1878.5	1795.4
70°	2460.8	2430.4	2371.0	2302.4	2252.2	2162.4	2109.6	1960.4	1849.5	1655.4	1515.5
72.5°	2517.6	2418.6	2272.0	2154.5	2033.0	1891.7	1778.3	1552.5	1396.7	1193.4	1045.6
74°	2356.5	2195.5	2041.0	1876.0	1736.0	1530.0	1415.3	1130.1	975.6	769.7	590.1
75°	2162.4	1973.7	1799.4	1589.5	1458.7	1211.9	1103.7	796.1	641.6	456.7	307.6
77.5°	1379.6	1153.8	987.5	744.6	642.9	443.6	324.8	202.0	149.1	130.7	113.5
80°	619.2	440.9	349.8	241.6	202.0	154.5	130.7	105.6	96.4	84.5	80.5
82.5°	198.0	158.5	150.5	134.6	134.6	108.2	92.4	72.6	66.0	56.8	51.5
85°	85.8	80.5	83.2	76.6	77.8	59.4	47.6	35.6	35.6	25.1	22.4
87.5°	2.7	0.0	1.3	0.0	2.7	0.0	1.3	0.0	1.3	0.0	1.3
90°	0.0	0.0	0.0	0.0	0.0	0.0	0.0	0.0	0.0	0.0	0.0



REPORT NUMBER: P228350

CATALOG NUMBER: ISS-AF-600-LED-E1-SL4

CANDELA DISTRIBUTION (continued):

	77.5°	80°	85°	90°	95°	100°	102.5°	105°	107.5°	110°	112.5°
0°	576.9	576.9	576.9	576.9	576.9	576.9	576.9	576.9	576.9	576.9	576.9
2.5°	574.3	576.9	575.6	570.3	569.0	565.0	555.8	557.1	551.8	555.8	549.2
5°	569.0	567.6	562.4	555.8	549.2	541.2	534.7	532.0	526.7	524.1	520.2
7.5°	561.1	555.8	546.6	536.0	526.7	516.2	510.9	501.7	499.0	489.8	488.5
10°	558.4	549.2	538.6	525.4	509.5	493.8	492.4	476.6	475.3	460.7	456.7
12.5°	563.7	551.8	538.6	522.8	504.3	481.8	481.8	458.1	456.7	437.0	430.4
15°	574.3	559.8	542.6	524.1	500.3	472.6	471.3	443.6	440.9	417.2	409.3
17.5°	583.5	563.7	547.9	522.8	495.1	463.4	456.7	429.0	423.8	396.1	385.4
20°	590.1	567.6	549.2	520.2	485.8	448.9	439.6	410.6	398.6	370.9	356.4
22.5°	598.0	576.9	551.8	518.8	480.6	437.0	417.2	390.8	373.6	344.5	324.8
25°	609.9	591.5	561.1	522.8	476.6	425.1	398.6	370.9	347.2	318.1	289.1
27.5°	628.4	609.9	574.3	528.0	475.3	413.2	384.1	349.8	320.8	289.1	256.1
30°	654.8	634.9	596.7	542.6	476.6	404.0	368.4	331.3	297.1	260.0	225.8
32.5°	689.2	673.3	625.7	558.4	481.8	396.1	353.8	311.6	269.3	233.6	203.3
35°	736.6	726.1	666.7	588.8	495.1	392.1	339.3	293.1	245.5	209.9	176.9
37.5°	806.6	792.1	726.1	632.4	516.2	389.4	328.7	270.7	225.8	187.5	159.8
40°	895.1	875.2	796.1	685.2	549.2	390.8	319.5	253.5	208.6	167.7	145.3
42.5°	1000.7	971.6	881.9	749.8	582.2	393.4	314.1	237.6	195.4	151.8	134.6
45°	1119.5	1086.5	983.5	830.3	629.7	400.0	310.3	224.4	183.5	139.9	128.1
47.5°	1235.6	1202.7	1087.8	910.9	678.5	411.8	312.9	216.5	175.5	133.3	120.1
50°	1349.2	1314.9	1180.2	983.5	720.8	427.7	323.5	217.8	174.3	130.7	116.2
52.5°	1449.5	1407.3	1259.5	1040.2	751.2	438.3	332.7	221.8	175.5	129.4	114.9
55°	1549.9	1495.8	1322.8	1085.1	769.7	439.6	332.7	223.1	176.9	129.4	113.5
57.5°	1625.2	1563.1	1371.7	1111.5	776.2	433.0	324.8	216.5	169.0	128.1	110.9
60°	1672.6	1606.6	1405.9	1128.7	767.0	405.3	282.5	191.4	149.1	118.8	103.0
62.5°	1712.2	1644.9	1416.5	1099.7	689.2	322.1	220.4	155.8	124.1	105.6	95.0
65°	1721.5	1640.9	1342.6	971.6	538.6	223.1	159.8	122.8	101.7	93.7	85.8
67.5°	1581.6	1485.2	1128.7	760.4	367.0	153.1	118.8	100.4	87.2	83.2	80.5
70°	1285.8	1180.2	826.4	497.7	204.6	106.9	91.0	83.2	75.3	75.3	71.3
72.5°	829.1	719.4	423.8	212.6	104.3	81.8	74.0	71.3	64.7	66.0	62.1
74°	423.8	330.0	173.0	112.2	85.8	72.6	66.0	64.7	58.1	59.4	55.4
75°	215.2	170.3	121.4	93.7	79.2	68.6	60.8	60.8	52.8	54.1	50.1
77.5°	100.4	96.4	83.2	74.0	67.3	58.1	50.1	48.8	40.9	43.6	38.3
80°	70.0	70.0	64.7	62.1	55.4	47.6	38.3	38.3	30.4	31.7	27.7
82.5°	39.6	36.9	36.9	42.2	43.6	35.6	27.7	26.4	22.4	22.4	18.5
85°	17.2	19.8	23.7	29.1	31.7	27.7	19.8	18.5	11.9	11.9	6.6
87.5°	0.0	1.3	1.3	2.7	5.3	5.3	0.0	2.7	0.0	1.3	0.0
90°	0.0	0.0	0.0	0.0	0.0	0.0	0.0	0.0	0.0	0.0	0.0



REPORT NUMBER: P228350

CATALOG NUMBER: ISS-AF-600-LED-E1-SL4

CANDELA DISTRIBUTION (continued):

	115°	117.5°	120°	122.5°	125°	127.5°	130°	135°	145°	155°	165°
0°	576.9	576.9	576.9	576.9	576.9	576.9	576.9	576.9	576.9	576.9	576.9
2.5°	551.8	545.2	549.2	542.6	545.2	538.6	541.2	537.3	533.4	528.0	526.7
5°	516.2	510.9	509.5	503.0	504.3	499.0	493.8	487.1	479.3	468.6	464.7
7.5°	476.6	475.3	466.1	462.1	456.7	451.5	442.2	431.7	415.8	401.3	392.1
10°	442.2	438.3	425.1	418.5	410.6	404.0	390.8	376.2	353.8	331.3	319.5
12.5°	413.2	408.0	390.8	382.9	370.9	363.0	347.2	328.7	297.1	265.4	250.8
15°	389.4	381.6	361.7	349.8	334.0	326.1	308.9	282.5	244.2	211.2	191.4
17.5°	361.7	351.2	330.0	315.5	299.7	285.2	268.0	240.3	196.7	166.3	146.5
20°	331.3	318.1	295.7	275.9	258.7	245.5	228.4	200.7	157.1	133.3	122.8
22.5°	299.7	278.5	258.7	241.6	221.8	208.6	191.4	166.3	133.3	120.1	116.2
25°	266.7	243.0	223.1	205.9	187.5	175.5	161.0	141.3	121.4	117.5	117.5
27.5°	233.6	209.9	191.4	174.3	158.5	150.5	137.3	124.1	114.9	116.2	117.5
30°	203.3	179.5	162.3	149.1	134.6	129.4	118.8	110.9	109.6	113.5	114.9
32.5°	176.9	155.8	139.9	129.4	117.5	114.9	105.6	101.7	105.6	110.9	109.6
35°	154.5	137.3	121.4	114.9	104.3	103.0	96.4	93.7	99.0	105.6	105.6
37.5°	137.3	121.4	109.6	104.3	96.4	95.0	89.8	87.2	91.0	100.4	103.0
40°	122.8	113.5	101.7	96.4	91.0	88.5	85.8	83.2	84.5	96.4	97.7
42.5°	113.5	106.9	96.4	93.7	87.2	85.8	81.8	79.2	80.5	89.8	93.7
45°	106.9	101.7	92.4	91.0	84.5	83.2	79.2	76.6	77.8	85.8	89.8
47.5°	101.7	96.4	88.5	85.8	81.8	80.5	77.8	75.3	75.3	83.2	87.2
50°	99.0	93.7	85.8	83.2	79.2	77.8	75.3	72.6	74.0	80.5	83.2
52.5°	97.7	91.0	84.5	80.5	77.8	75.3	72.6	70.0	71.3	77.8	80.5
55°	97.7	89.8	84.5	80.5	76.6	72.6	71.3	67.3	70.0	75.3	79.2
57.5°	97.7	89.8	84.5	80.5	77.8	74.0	71.3	68.6	70.0	75.3	79.2
60°	95.0	88.5	85.8	81.8	80.5	76.6	75.3	72.6	72.6	79.2	85.8
62.5°	91.0	87.2	85.8	83.2	83.2	80.5	80.5	77.8	77.8	85.8	92.4
65°	85.8	83.2	84.5	83.2	83.2	83.2	81.8	81.8	81.8	88.5	96.4
67.5°	80.5	79.2	80.5	80.5	81.8	80.5	81.8	80.5	80.5	87.2	95.0
70°	72.6	72.6	74.0	72.6	74.0	74.0	75.3	75.3	75.3	79.2	87.2
72.5°	63.3	62.1	63.3	62.1	64.7	62.1	64.7	66.0	64.7	66.0	70.0
74°	56.8	55.4	56.8	55.4	58.1	55.4	56.8	56.8	55.4	44.9	38.3
75°	51.5	50.1	51.5	50.1	52.8	50.1	52.8	51.5	48.8	33.0	31.7
77.5°	40.9	36.9	40.9	36.9	39.6	35.6	38.3	33.0	25.1	23.7	23.7
80°	30.4	26.4	29.1	25.1	23.7	18.5	19.8	18.5	17.2	18.5	18.5
82.5°	18.5	13.2	15.9	11.9	14.5	10.5	13.2	11.9	10.5	10.5	10.5
85°	9.2	6.6	9.2	5.3	7.9	5.3	6.6	6.6	4.0	4.0	4.0
87.5°	1.3	0.0	2.7	0.0	2.7	0.0	1.3	1.3	0.0	0.0	0.0
90°	0.0	0.0	0.0	0.0	0.0	0.0	0.0	0.0	0.0	0.0	0.0



REPORT NUMBER: P228350

CATALOG NUMBER: ISS-AF-600-LED-E1-SL4

CANDELA DISTRIBUTION (continued):

	175°	180°
0°	576.9	576.9
2.5°	522.8	524.1
5°	458.1	462.1
7.5°	386.8	389.4
10°	311.6	314.1
12.5°	240.3	243.0
15°	180.9	178.2
17.5°	138.6	136.0
20°	117.5	117.5
22.5°	114.9	113.5
25°	116.2	114.9
27.5°	116.2	114.9
30°	113.5	112.2
32.5°	109.6	108.2
35°	105.6	105.6
37.5°	103.0	104.3
40°	99.0	100.4
42.5°	95.0	96.4
45°	91.0	92.4
47.5°	87.2	87.2
50°	81.8	81.8
52.5°	80.5	80.5
55°	80.5	80.5
57.5°	83.2	83.2
60°	91.0	92.4
62.5°	106.9	108.2
65°	122.8	125.4
67.5°	124.1	128.1
70°	120.1	124.1
72.5°	83.2	83.2
74°	36.9	35.6
75°	31.7	30.4
77.5°	23.7	23.7
80°	17.2	15.9
82.5°	9.2	9.2
85°	2.7	2.7
87.5°	0.0	0.0
90°	0.0	0.0

(END OF REPORT)